

## SURFACE PREPARATION

The surface should be dry clean and free dirt grease algal and fungal growth. New plastered surface should be allowed to cure for at least 28 days. Surface imperfection should be removed with the use of Acro Polyplaster as per directions.



## COVERAGE

Approx. 3.8 – 4.5 sq. ft. per kg. depending on the porosity of the surface.



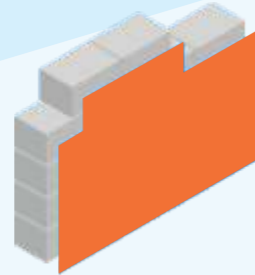
## PACKING

Available in 25 kg. Sealed Bag/Drum packing.



## THINNER

Can be thinned with 2-3 % potable water as per requirement.



## PRECAUTION



- a) Avoid application in temperatures over 40°C and below 5°C and in strong winds. Wash all application equipment with water immediately after use.

## JK Cement Ltd.

Kamla Tower, Kanpur, UP - 208001  
Toll-free Number: 1800 203 4555 | Website: [www.jkmaxxpaints.com](http://www.jkmaxxpaints.com)  
Email Address: [consumercare@jkmaxxpaints.com](mailto:consumercare@jkmaxxpaints.com)



# JK MAXIMO Patternz **RockTex**

## INSULPLAST





**JK MAXIMO**  
**Patternz** RockTex


**INSULPLAST**  
SILICON ACRYLIC GRANITE TEXTURE FINISH

**INSULPLAST** is a high performance finish to simulate natural rocks. INSULPLAST provides a permanent stone finish to take on the most adverse climatic conditions. It is environment friendly and water based.




**APPLICATION AREA**

Exterior and interior of cement sand plasters, Stucco, Concrete, Gypsum Boards, Bricks, wood. etc.



**FINISH**

High build acrylic aggregate textured by Spray Gun.



**DRYING TIME**

Hard Dry : 12 hours.



**TECHNICAL DATA**

**PRODUCT BENEFITS/FEATURES**



Algae & Fungus Resistance



Good flexibility and adhesion



Fire Retardant



Bridges Hairline Cracks



Value for Money



UV Resistance

**APPLICATION**

- Acro polyunder coat as Sealer / primer of required shade
- Apply the INSULPLAST of required shade by spray gun
- After 24 hrs drying apply one coat of TC 100 A (Acrylic Dirt Resistant Top Coat) over the surface by brush /roller.

