

SURFACE PREPARATION

The surface should be dry, clean and free from dirt, grease, algal and fungal growth. New plastered surfaces should be allowed to cure for at least 28 days. Surface imperfection should be removed with the use of JK WallMaxx Putty as per directions.



COVERAGE

Approx. 6.5-7.5 sq. ft. per kg. depending on the porosity of the surface.

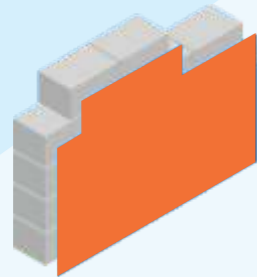
PACKING

Available in 25 Kg & 30 Kg packing.




THINNER

Can be thinned with 3-4% potable water as per requirement.



FINISH

Granular textured (rough starry finish) wall coating in pigmented finish by S.S. trowel & finished with Polystyrene trowel.



PRECAUTION



Avoid application in temperatures over 40°C and below 5°C and in strong winds. Wash all application equipments with water immediately after use.

JK Cement Ltd.

Kamla Tower, Kanpur, UP - 208001

Toll-free Number: 1800 203 4555 | Website: www.jkmaxxpaints.com

Email Address: consumercare@jkmaxxpaints.com

JKMaxx
— PAINTS —
Colours of joy

JK MAXIMO Patternz

CRISTALLO



JK MAXIMO Patternz

Cristallo
GRANULAR TEXTURED WALL FINISH

CRISTALLO is a tinted granular textured wall finish for the protection and decoration in the exteriors and interiors.



APPLICATION AREA

Exteriors and interior of cement sand plasters, Stucco, Concrete, Gypsum Boards, Bricks, Wood, etc.




COMPOSITION

It is based on high performance Acrylic Resin with silicone, In-organic pigments, Ceramics, Quartz, Siliceous Minerals, Special Biocides, Fungicides, Algicides and Surfactants etc. It is also recommended for reviving old buildings.



COVERAGE

Approx. 3.5 to 4.5 sq. ft./ kg. per coat depending on the texture and porosity of the surface.



DRYING TIME

Hard Dry : 12 hours.



TECHNICAL DATA

PRODUCT BENEFITS/FEATURES



Alkali resistant



Excellent
Weather Resistance



Good flexibility
and adhesion



Algae and
Fungus resistance



Light-fast
UV resistant



Fire Retardant

APPLICATION

The Priming coat should be of JK Primera coat as Primer in required shade. It can be thinned upto 50-60 % with tap water as per the porosity of surface. Apply a one coat of CRISTALLO of required shade by trowel. Spread the material uniformly over the surface as a plaster and make the desired pattern with the help of Polystyrene Trowel.

