


## SURFACE PREPARATION

The surface should be dry, clean and free from dirt, grease, algal and fungal growth. New plastered surfaces should be allowed to cure for at least 28 days. Surface imperfection should be removed with the use of JK Wall Maxx Putty as per directions.



## THINNER

Can be thinned with 2-3 % potable water as per requirement.



## PACKING

Available in 20 Ltr & 1 Ltr container packing.



## PRECAUTION



Avoid application in temperature over 40° C and below 5° C and in strong winds. Wash all equipments with water immediately after use

## FINISH



# JK MAJESTA Artiste Crete

## Catello Di Cemento

### JK Cement Ltd.

Kamla Tower, Kanpur, UP - 208001  
Toll-free Number: 1800 203 4555 | Website: [www.jkmaxxpaints.com](http://www.jkmaxxpaints.com)  
Email Address: [consumercare@jkmaxxpaints.com](mailto:consumercare@jkmaxxpaints.com)



**JK MAJESTA**  
**Artiste<sup>Crete</sup>**

**CATELLO DI CEMENTO**  
NATURAL CEMENT CASTED CONCRETE

**CATELLO DI CEMENTO** A comprehensive design of natural cement casted, highlighted by soft natural grains. The natural grains break the symmetry in design where as the washed color adds to the richness in the finish. It gives a very subtle yet striking combinations. Available in many natural and earthy tones for both exterior and interior surfaces.



**COMPOSITION**

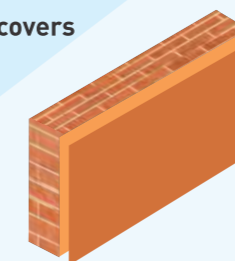
It is based on high performance Acrylic Resin with silicone, micro minerals, inorganic pigments, ceramics, quartz, siliceous minerals, special biocides, fungicides, algacides, surfactants etc.



**COVERING CAPACITY**

Catello Di Cemento cover approx. 5-6 sq. ft./ kg. per coat depending on the texture and porosity of the surface.

Copotto Di Cemento covers approx. 150-180 sq.ft/ltr/coat.



**DRYING TIME**

Hard Dry: 8 hours.



**TECHNICAL DATA**

**PRODUCT BENEFITS/FEATURES**



Alkali resistant



Excellent Weather Resistance



Good flexibility and adhesion



Algae and Fungus Resistance




Breathes out trapped moisture



Water Repellent

**APPLICATION**

- Apply one coat of JK Primera on the surface to be painted.
- After complete drying of the sealer apply Catello Di Cemento with stainless steel trowel. Spread the material uniformly over the surface & make the texture pattern with trowel.
- After 24 hours drying, apply one coat of Copotto di cemento of required shade by brush /roller and wash it with sponge to make light dark finish.
- Apply a top coat of TC-100 A (Acrylic Top Coat) after 24 hours of complete drying for extra protection & gloss.



## SURFACE PREPARATION

The surface should be dry, clean and free from dirt, grease, algal and fungal growth. New plastered surfaces should be allowed to cure for at least 28 days. Surface imperfection should be removed with the use of cement / sand mix as per directions.



## PACKING

Available in 20 Ltr & 1 Ltr container packing.



## FINISH



## TECHNICAL SPECIFICATION

Supply & Apply of CEMENTIZIO Acrylic Synthetic Plaster over prepared surface in one coat besides primer / sealer should be given on clean wall. Thereafter a coat of CEMENTIZIO should be applied with trowel. Apply a top coat of TC-100 A (Acrylic Top Coat) after 24 hours of complete drying for extra protection & gloss.



# JK MAJESTA Artisté **Crete**

## Cementizio

### JK Cement Ltd.

Kamla Tower, Kanpur, UP - 208001

Toll-free Number: 1800 203 4555 | Website: [www.jkmaxxpaints.com](http://www.jkmaxxpaints.com)

Email Address: [consumercare@jkmaxxpaints.com](mailto:consumercare@jkmaxxpaints.com)



**JK MAJESTA**  
**Artiste<sup>Crete</sup>**

**CEMENTIZIO**  
ACRYLIC SYNTHETIC PLASTER

**CEMENTIZIO** provides a smooth synthetic plastered surface over the prepared plastered surface. It covers hairline cracks and takes on normal thermal expansions and contractions of the surface effectively. It builds to a very durable exterior and interior finish.




**COMPOSITION**

It is based on high performance Acrylic Resin with silicone, micro minerals, inorganic pigments, ceramics, quartz, siliceous minerals, special biocides, fungicides, algacides, surfactants etc.



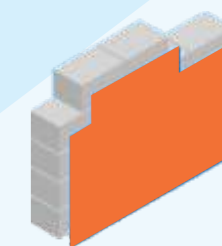
**COVERING CAPACITY**

Approx. 6-7 sq. ft./ kg. per coat depending on the texture and porosity of the surface.



**THICKNESS**

0.8 -1.0 mm depending on the texture and porosity of the surface.



**TECHNICAL DATA**

**PRODUCT BENEFITS/FEATURES**



Starry Smooth Plaster



Covers Hairline Cracks



Durable Interior and Exterior finish




Algae & Fungus Resistance



Value for Money

**APPLICATION PROCEDURE**

- Apply one coat of JK Primera on the surface to be painted.
- After complete drying of the sealer applied surface (min. 2 hours) apply CEMENTIZIO with stainless steel trowel. Spread the material uniformly over the surface & gently smoothen it with special stainless steel trowel to give smooth plastered finish.
- After 24 hours drying, apply one coat of TC-100 A (ACRYLIC TOP COAT) over the surface.



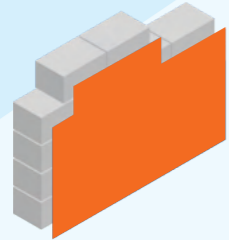
## SURFACE PREPARATION

The surface should be dry clean and free dirt grease algal and fungal growth. New plastered surface should be allowed to cure for at least 28 days. Surface imperfection should be removed with the use of JK WallMaxx Putty as per directions.



## THINNER

Can be thinned with 2-3 % potable water as per requirement.



## PACKING

Available in 20 Ltr & 1 Ltr container packing.



## PRECAUTION



Avoid application in temperatures over 40° C and below 5° C and in strong winds. Wash all application equipment with water immediately after use.

### JK Cement Ltd.

Kamla Tower, Kanpur, UP - 208001  
Toll-free Number: 1800 203 4555 | Website: [www.jkmaxxpaints.com](http://www.jkmaxxpaints.com)  
Email Address: [consumercare@jkmaxxpaints.com](mailto:consumercare@jkmaxxpaints.com)



# JK MAJESTA Artiste Crete

Cerotta



JK **MAJESTA**  
**Artiste<sup>e</sup>Crete**

**CEROTTA**  
CONCRETE FINISH

**CEROTTA** provides a classical aged look of tumbled stone. It is soft and delicate to touch. Besides the soft and earthy tone of this natural stone finish, it gives decorative ethnic looks. It is environment friendly and water based.



**APPLICATION AREA**

Exterior and interior of cement sand plasters, Stucco, Concrete, Gypsum Boards, Bricks, Wood, etc.




**COMPOSITION**

It is based on high performance Acrylic Resin with silicone, Ceramics, Quartz, Siliceous Minerals, Special Biocides, Fungicides, Algacides and Surfactants etc. It is also recommended for reviving old buildings.

**COVERING CAPACITY**

Approx. 4-5 sq. ft. per kg. depending on the porosity of the surface.



**DRYING TIME**

Hard Dry: 8 hours.



**TECHNICAL DATA**

**PRODUCT BENEFITS/FEATURES**



Algae & Fungus Resistance



Good flexibility and adhesion



Rock like Finish



Bridges Hairline Cracks




Value for Money



Prolongs the life of the structure

**APPLICATION**

- JK Primera coat as Sealer / primer of required shade.
- Apply the 1st coat of Cerotta of required shade by the trowel as smooth plaster and make the smooth pattern with the help of trowel in 2nd coat.
- After 24 hrs drying apply one coat of TC 100 A (Acrylic Dirt Resistant Top Coat) over the surface by brush /roller.




## SURFACE PREPARATION

The surface should be dry clean and free dirt grease algal and fungal growth. New plastered surface should be allowed to cure for at least 28 days. Surface imperfection should be removed with the use of JK WallMaxx Putty as per directions.



## THINNER

Can be thinned with 2-3 % potable water as per requirement.



## PACKING

Available in 20 Ltr & 1 Ltr container packing.



## PRECAUTION



Avoid application in temperatures over 40°C and below 5°C. Wash all application equipment with water immediately after use.



# JK MAJESTA Artiste Crete

## Cerota Crete

### JK Cement Ltd.

Kamla Tower, Kanpur, UP - 208001  
Toll-free Number: 1800 203 4555 | Website: [www.jkmaxxpaints.com](http://www.jkmaxxpaints.com)  
Email Address: [consumercare@jkmaxxpaints.com](mailto:consumercare@jkmaxxpaints.com)



JK **MAJESTA**  
**Artiste<sup>e</sup>Crete**

**CEROTTA CRETE**  
CONCRETE FINISH

**CEROTTA CRETE** provides a classical aged look of tumbled stone. It is soft and delicate to touch. Besides the soft and earthy tone of this natural stone finish, it gives decorative ethnic looks. It is environment friendly and water based.



**APPLICATION AREA**

Exterior and interior of cement sand plasters, Stucco, Concrete, Gypsum Boards, Bricks, wood. etc.




**COMPOSITION**

It is based on high performance Acrylic Resin with silicone, Ceramics, Quartz, Siliceous Minerals, Special Biocides, Fungicides, Algaecides and Surfactants etc. It is also recommended for reviving old buildings.

**COVERING CAPACITY**

Approx. 4-5 sq. ft. per kg. depending on the porosity of the surface.



**DRYING TIME**

Hard Dry : 8 hours.



**TECHNICAL DATA**

**PRODUCT BENEFITS/FEATURES**



Algae & Fungus Resistance



Rock like Finish



Good flexibility and adhesion



Bridges Hairline Cracks




Value for Money



Prolongs the Life of the Structure

**APPLICATION**

- JK Primera coat as Sealer / primer of required shade.
- Apply the 1st coat of Cerotta crete of required shade by the trowel as smooth plaster and make the polished smooth pattern with the help of trowel in 2nd coat.
- After 24 hrs drying apply one coat of TC 100 A (Acrylic Dirt Resistant Top Coat ) over the surface by brush /roller.





## SURFACE PREPARATION

The surface should be dry, clean and free from dirt, grease, algal and fungal growth. New plastered surfaces should be allowed to cure for at least 28 days. Surface imperfection should be removed with the use of JKWallMaxx Putty as per directions.



## PACKING

Available in 20 Ltr & 1 Ltr container packing.



## PRECAUTION



Avoid application in temperature over 40°C and below 5°C and in strong winds. Wash all equipments with water immediately after use

### JK Cement Ltd.

Kamla Tower, Kanpur, UP - 208001  
Toll-free Number: 1800 203 4555 | Website: [www.jkmaxxpaints.com](http://www.jkmaxxpaints.com)  
Email Address: [consumercare@jkmaxxpaints.com](mailto:consumercare@jkmaxxpaints.com)



# JK MAJESTA Artisté Crete

## Hyperion



JK **MAJESTA**  
**Artiste<sup>e</sup>Crete**

**HYPERION**  
ACRYLIC SYNTHETIC TEXTURE

**HYPERION** provides a smooth textured synthetic plastered surface over the prepared plastered surface. It covers hairline cracks and takes on normal thermal expansions and contractions of the surface effectively. It builds to a very durable exterior and interior finish.




**COMPOSITION**

It is based on high performance Acrylic Resin with silicone, micro minerals, inorganic pigments, ceramics, quartz, siliceous minerals, special biocides, fungicides, algacides, surfactants etc.



**COVERING CAPACITY**

- a) **HYPERION BASE** cover approx. 5-6 sq. ft./ kg. per coat depending on the texture and porosity of the surface.
- b) **HYPERION TOP (ANTICA)** covers approx. 150-180 sq.ft/ltr/coat.



**TECHNICAL DATA**

**PRODUCT BENEFITS/FEATURES**



Antique Stone wall effect



Covers Hairline Cracks



Durable Interior and Exterior finish



Algae & Fungus Resistance



Prolongs the life of structure

**APPLICATION PROCEDURE**

- a) Apply one coat of JK Primera Sealer on the surface to be painted.
- b) After complete drying of the sealer apply **HYPERION** with stainless steel trowel. Spread the material uniformly over the surface & make the texture pattern with trowel.
- c) After 24 hours drying, apply one coat of **ANTICA** of required shade by brush /roller and wash it with sponge to make light dark finish.
- d) Apply a top coat of **TC-100 A (Acrylic Top Coat)** after 24 hours of complete drying for extra protection & gloss

