


SURFACE PREPARATION

The surface should be dry, clean and free from dirt, grease, algal and fungal growth. New plastered surfaces should be allowed to cure for at least 28 days. Surface imperfection should be removed with the use of JK Wall Maxx Putty as per directions.



THINNER

Can be thinned with 2-3 % potable water as per requirement.



PACKING

Copotto Di Cemento
Available in 1 Ltr, 4 Ltr & 20 Ltr bucket



PRECAUTION



Avoid application in temperature over 4^o C and below 5^o c. Wash all equipments with water immediately after use

FINISH



JK MAJESTA Artisté Crete

Catello Di Cemento



JK Cement Ltd.

Kamla Tower, Kanpur, UP - 208001
Toll-free Number: 1800 203 4555 | Website: www.jkmaxxpaints.com
Email Address: consumercare@jkmaxxpaints.com

JK MAJESTA Artiste^{Crete}

CATELLO DI CEMENTO
SMOOTH DESIGNER FINISH

Acro Paints Ltd. is a pioneer of high performance Textured Wall Finishes in the country. **Acro Textures** are the latest of Japanese and European range of wall finishes as are a range the world over. They provide high build designer finishes to soothe one's imagination and creativity. **Acro Textures** provide a permanent finish that reflects a sophisticated life style and taste. They are based on Acrylic with silicone, inorganic pigments, siliceous minerals, special biocides, algaecides, fungicides, surfactants etc. They are also being exported amidst stiff international competition. **Acro Textures** provide UNIQUE FEATURES so essential yet missing in conventional / look alike products.




COMPOSITION

It is based on high performance Acrylic Resin with silicone, micro minerals, inorganic pigments, ceramics, special pearl pigments, siliceous minerals, special biocides, fungicides, algaecides, surfactants etc.



COVERAGE PRECAUTIONS

Copotto Di Cemento cover approx. 90-100 sq. ft./ltr per coat depending on the design pattern.




TECHNICAL CHARACTERISTICS

COPOTTO DI CEMENTO provides smooth designer effects in matt / semigloss. Expert applicators create faux finishes with sponges, Tampons, Wood Tools, Rollers etc. into exotic designs. Available in myriad shades.

APPLICATION PROCEDURE

- Apply one coat of JK Primera on the surface to be painted.
- After complete drying of the primer apply base of concrete finishes like Hyperion, Hermes, by designer tools.
- After complete drying of base coat, apply Copotto Di Cemento with designer tools to create designer pattern.



TECHNICAL DATA

PRODUCT BENEFITS/FEATURES



Alkali resistant



Bridges Hairline Cracks



Good flexibility and adhesion



Algae and Fungus Resistance



Breathes out trapped moisture



Water Repellent